



# 2022 Q4 Release Notes

February 2023

## Table of Contents

Copyright .....	3
Disclaimer .....	3
Contact Us .....	3
Document History .....	3
<b>1 Introduction .....</b>	<b>4</b>
<b>2 Sonia Client.....</b>	<b>5</b>
2.1 Note visibility permissions .....	5
2.2 Placements - Student Joining .....	6
2.3 Form PDFs.....	7



## Copyright

Copyright © 1999-2022 Planet Software Pty Ltd. Licensed users of Sonia are permitted to copy and reprint all or part of this document for the purposes of supporting their use of Sonia.

Sonia is a registered trademark of Planet Software Pty Ltd.

## Disclaimer

This document is provided at no charge to licensed users of Sonia. The information it contains is provided without any express, statutory, or implied warranties. Planet Software will not be held liable for any damages caused or alleged to be caused either directly or indirectly by this document.

## Contact Us

QSR International  
35 Corporate Drive  
Burlington, MA 01803  
USA

Phone: US: +1 617-491-1850

AU: +61 3 9840 4900

Email: [help@soniasupport.com](mailto:help@soniasupport.com)

Web: [www.soniasupport.com](http://www.soniasupport.com)

## Document History

Version	Date	Author
2022 Q4	February 2023	Sally Warlow, Lavanya Subramanian

# 1 Introduction

This document lists the various areas of the Sonia product suite that have changed in version 2022 Q4 from 2022 Q3. It can help you and your team learn what has been enhanced or developed in this latest version.

If you decide to upgrade to this version, we strongly recommend performing a complete user acceptance test of the product which would take your specific data, configuration and environment into account that may reveal some operational stresses which functional testing does not.

If you identify questions or issues, please contact Sonia Support at [help@soniasupport.com](mailto:help@soniasupport.com). Please be as detailed as possible in order to expedite a response.

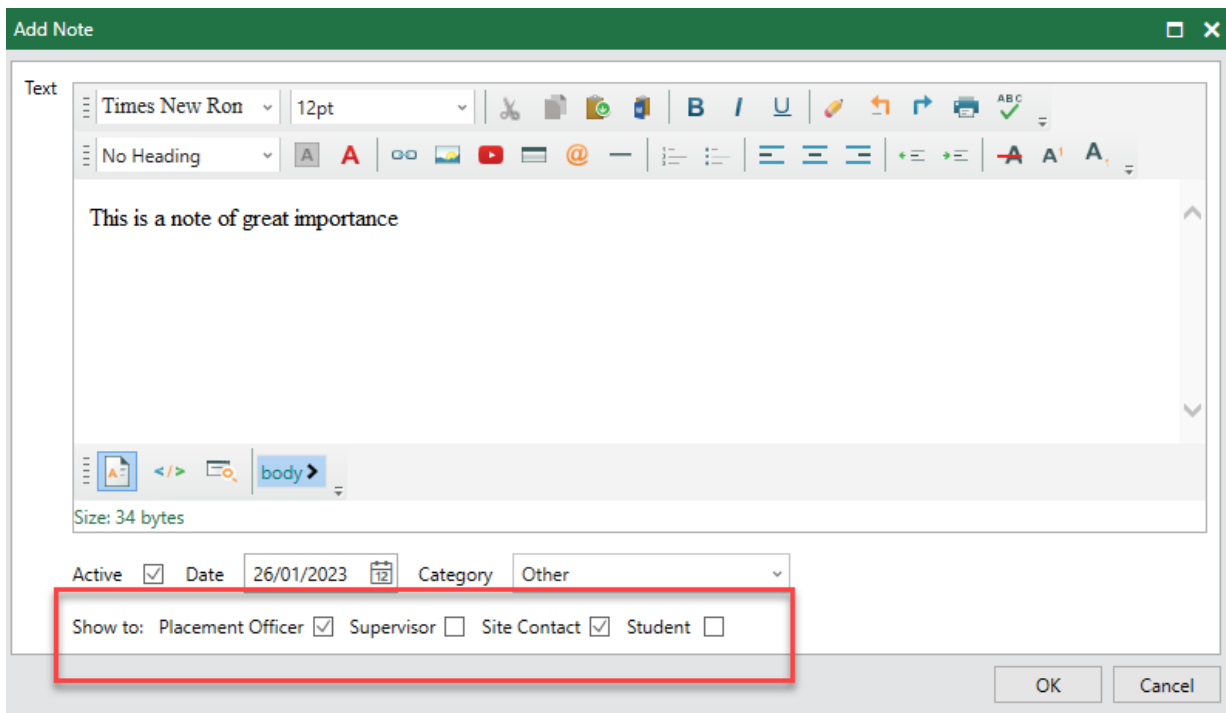
## 2 Sonia Client

### 2.1 New Note permissions

The **Private** option in the **Add Note** dialog is now replaced with the following options:

- **Placement Officer** - When checked, the note will be visible all the placement officers. When unchecked, the placement officer will see the note as **Private Text**.
- **Supervisor** - When checked, the note (Placement group/Placement request/Site) will be visible to the relevant supervisors in their online environment.
- **Site Contact** - When checked, the note (Placement group/Placement request/Site contact) will be visible to the relevant site contacts in their online environment.
- **Student** - When checked, the note (Placement group/Placement request/Student/Site) will be visible to the relevant students in their online environment.

The above note visibility permissions will be available in notes for Placement group, Placement request, Students, Supervisors, Sites, and Site Contacts as shown below.



The new note visibility permissions will show up in the Sonia client as shown below:

The screenshot shows the Sonia client interface for a placement group named "(AASW 001) AASW testing 001". The interface includes a navigation bar with tabs for Primary, Roster, External Providers, Placements, and Student allocation. Below the navigation bar, there are icons for various actions like New, Details, Other, Students, Placement Requests, Common, Extra, Streams, Student Allocation, and Worksheet. The main content area displays the placement group details, including the subject "Sports" and the dates "1/07/2022 to 20/12/2022". Below this, there are radio buttons for "Active" (Yes, No, Both). A table below the radio buttons shows a list of notes with columns for "Text", "Permissions", and "Updated". The "Permissions" column is highlighted with a red box.

Text	Permissions	Updated
This is a placement group note	Placement Officer   Supervisor   Student	24/11/2022 11:25:35 am
This is a note of great importance for a Supervisor	Placement Officer	1/02/2023 9:21:23 pm
This is a PG note for students	Placement Officer   Student	1/02/2023 9:42:07 pm

This new note functionality allows for much more control over who sees notes and gives clearer functionality to users about who is seeing the note and where.

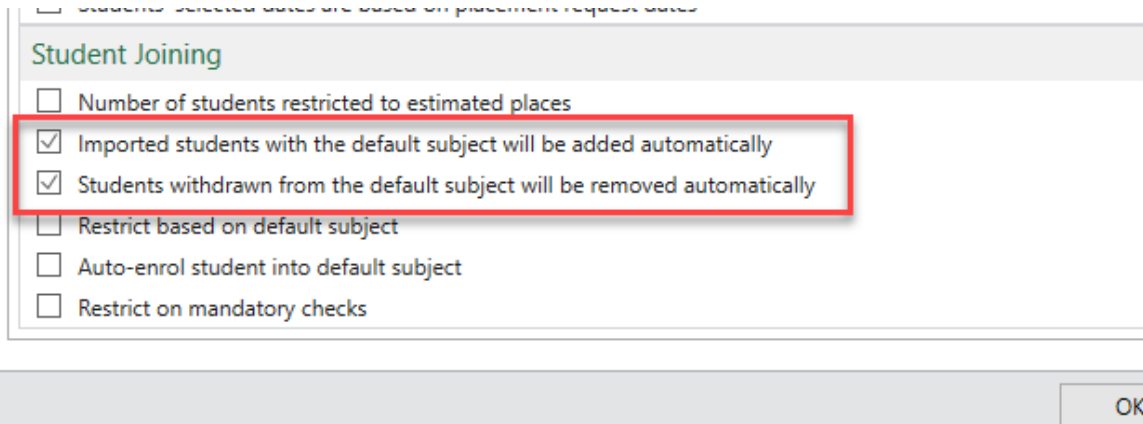
## 2.2 Placements - Student Joining

Updated the **School Options > Placements > Student Joining** to include an option to automatically remove the students with “**withdrawn**” enrolment status. The same updates are applied to **Placement Groups > Settings > Placement Settings > Rules > Student Joining**.

Previously, the add and remove student options were combined under one setting - “**Imported students with the default subject will be added and removed automatically**” which caused unnecessary removal of students. For example, a student record was incorrectly removed when the student is not allocated, either hadn’t completed their enrolment, or withdrawn prior to completion of the placement group.

With the addition of new option “**Students withdrawn from the default subject will be removed automatically**” additional to the **Student Joining** will avoid unintended removal of students from the placement groups.

**Note:** This option is functional only with the Student Importer.



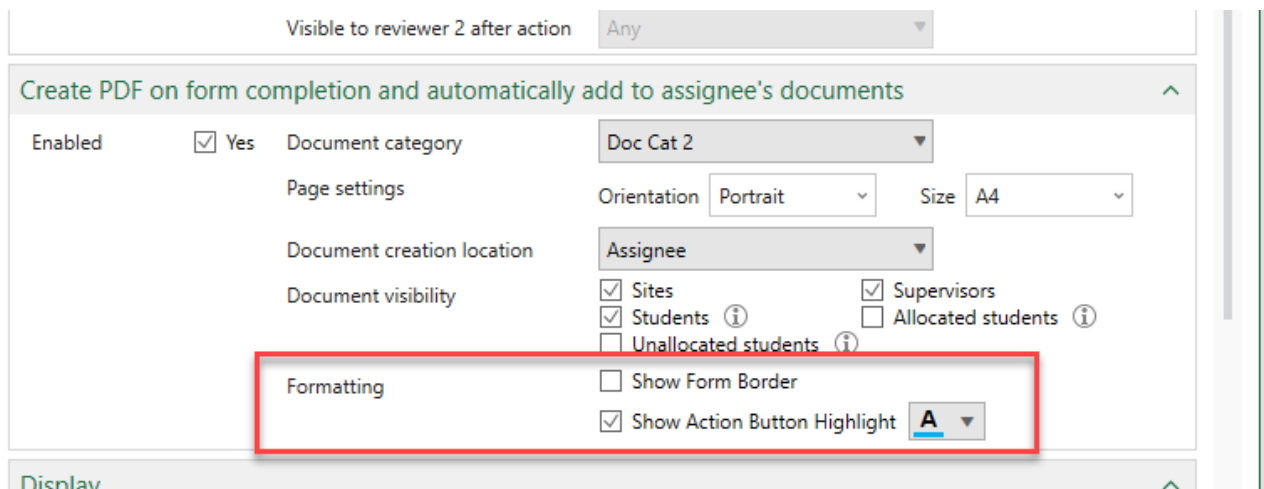
Student Joining

- Number of students restricted to estimated places
- Imported students with the default subject will be added automatically
- Students withdrawn from the default subject will be removed automatically
- Restrict based on default subject
- Auto-enrol student into default subject
- Restrict on mandatory checks

OK

## 2.3 Form PDFs

The **Form > Details** now includes new **Formatting** options to enable users to include or exclude form border and action button highlight in PDFs as shown below:



Visible to reviewer 2 after action: Any

Create PDF on form completion and automatically add to assignee's documents

Enabled  Yes

Document category: Doc Cat 2

Page settings: Orientation: Portrait, Size: A4

Document creation location: Assignee

Document visibility:

- Sites
- Students
- Unallocated students
- Supervisors
- Allocated students

Formatting:

- Show Form Border
- Show Action Button Highlight

Display

This allows for a more control over how a PDF looks and allows the creation of a more professional looking document that can be presented to professional organisations.